



**MACHAN INTERNATIONAL CO., LTD.**

No. 59-7, Shan-jiao Lane, Shui-mei Village,

Waipu, Taichung 43858, Taiwan

Tel: +886-4-2688-7171

Fax: +886-4-2688-5050

[sales@bailida-medical.com](mailto:sales@bailida-medical.com)

[www.bailida-medical.com](http://www.bailida-medical.com)

CE ISO 9001:2000



**MF** SERIES

**MEDICAL FURNITURE & HOSPITAL EQUIPMENT**



Machan International Co., Ltd., is the parent company of BAILIDA and a manufacturer of professional tool storage units with a well earned international reputation for quality and service. For over 35 years we have been providing uniquely designed and high quality tool storage products to customers internationally. We are located in Taiwan, and were founded in 1976.

BAILIDA is our latest brand of hospital equipment. BAILIDA hospital equipment products include:

- Medical carts
- Medication carts
- Emergency / crash carts
- Utility trolleys
- Hospital equipment
- Hospital storage units and accessories

We also provide custom OEM/ODM services. BAILIDA is the transliteration of the Chinese meaning "100% of our best" for you. This is BAILIDA's essential spirit. And we take advantage of our strong Research and Development and Quality Management teams to provide you with OEM/ODM services and custom products.

BAILIDA is still young in the hospital equipment market but we are full of energy. In order to achieve 100% of our best, we leverage our creativity, efficiency, quality, stylish design and professional service to continually offer innovative and useful products.


Make BAILIDA your first choice for hospital equipment. Whether products or services, we promise to give you 100% of our best.

# Index

- 1 Func-Cart Series
- 3 Func-Cart Series
- 5 Func-Cart Series
- 7 Utility Cart
- 9 Storage Cabinet
- 11 Wire Shelving Storage
- 13 Steel Closet
- 14 Overbed Table
- 15 Pedal Trash Bin
- 16 Equipment Cart

[www.bailida-medical.com](http://www.bailida-medical.com)

*100% of our best for you*



# FUNC-CART SERIES

Func-Cart Double-Face medication trolleys make sorting and moving a variety of medications convenient. This series is perfect for transporting and sorting medications in hospitals, clinics, nursing homes, health centers and medical centers.



- PP worktop and handles
- Aluminium frame
- Central key lock control
- 4" TPR casters
- 3" drawer x 2
- 6" drawer x 1

- PP worktop and handles
- Aluminium frame
- Central key lock control
- 4" TPR casters
- 3" drawer x 2
- 6" drawer x 1
- 9" drawer x 1



Mount accessories on both sides.

## ACCESSORY LIST

### Side Accessories



**VGD & VPR-3**  
Glove dispenser & side rail



**VSC & VPR-3**  
Sharps container & side rail



**VBH & VPR-3**  
Bottle holder & side rail



**VMS & VPR-3**  
Multi-storage (L) & side rail



**VWC & VPR-3**  
Waste container w/lid & side rail  
255 x 170 x 315mm



**VWB & VPR-3**  
Waste bin & side rail  
265 x 255 x 460mm



**VGB & VPR-3**  
Garbage bin & side rail  
255 x 170 x 315mm



**VFH & VPR-3**  
File holder & side rail  
571 x 397 x 150mm




**VCH & VPR-3**  
Catheter holder & side rail



**VDH & VPR-3**  
Documents holder & side rail  
330 x 160 x 255mm

### Foldable Basket



W 484 x D 352 x H 50 mm



PP capacity : 20 kg



W 484 x D 352 x H 231 mm

### SPECIFICATIONS

#### FC2703L

#### FC2704L

	mm	inch	mm	inch
W	760	29.9	760	29.9
D	490	19.3	490	19.3
H	1030	40.6	1030	40.6
H (w/o 4" caster)	930	36.8	930	36.8




Double sided drawers make supplying medicines while on the go fast and efficient.

- PP worktop and handles
- Aluminium frame
- Central key lock control on both sides
- 4" TPR casters (2 w/ brake)
- 3" bin drawer x 2 rows per side  
3" ABS bin x 20pcs  
(5pcs per row x 2 rows x 2 sides)
- 6" bin drawer x 1 row per side  
6" ABS bin x 10pcs  
(5pcs per row x 1 row x 2 sides)
- 6" drawer x 1 + 9" drawer x 1



FC3432DXL

ABS Bin



ABS bins with PS dividers come in 2 sizes and easily separate medicines and supplies for just about any need.

- 1 3" Height (W 112 x D 215 x H 75 mm)
- 2 6" Height (W 112 x D 215 x H 154 mm)




Mount accessories on both sides.

SPECIFICATIONS	FC3432DXL	
	mm	inch
W	760	29.9
D	490	19.3
H	1090	42.9
H (w/o 4" caster)	990	39.1



FC3440DXL



ABS bins are easy to remove and replace.

Drawers



Strong drawers with large spaces easily accommodate large expendables and supplies.

- PP worktop and handles
- Aluminium frame
- Central key lock control on both sides
- 4" TPR casters (2 w/ brake)
- 3" bin drawer x 2 rows per side  
3" ABS bin x 20pcs  
(5pcs per row x 2 rows x 2 sides)
- 6" bin drawer x 2 row per side  
6" ABS bin x 20pcs  
(5pcs per row x 2 rows x 2 sides)

SPECIFICATIONS	FC3440DXL	
	mm	inch
W	760	29.9
D	490	19.3
H	1090	42.9
H (w/o 4" caster)	990	39.1



- FC2801 / FC2803 / FC2805 / FC2807 with 3-side panels
- PP top and handles
- 4 Aluminium frames
- 4" casters



FC28 can attach the waste bin as the photo



FC2801 (with 3-side panels)



FC2800



FC2802



FC2804



FC2806

**SPECIFICATIONS**

	FC2800		FC2802		FC2804		FC2806	
	FC2801 (w/ 3-side panels)		FC2803 (w/ 3-side panels)		FC2805 (w/ 3-side panels)		FC2807 (w/ 3-side panels)	
	mm	inch	mm	inch	mm	inch	mm	inch
W (w/ handles)	900	35.4	900	35.4	900	35.4	900	35.4
W	760	29.9	760	29.9	760	29.9	760	29.9
D	490	19.3	490	19.3	490	19.3	490	19.3
H	1040	40.9	1040	40.9	1025	40.4	1025	40.4
H (w/o 4" caster)	940	37.2	940	37.2	925	36.6	925	36.6
Caster	4" caster		4" caster		4" caster		4" caster	
Tray: L	720	28.4	720	28.4	720	28.4	720	28.4
Tray: W	450	17.7	450	17.7	450	17.7	450	17.7

# UTILITY CART

- 4 Aluminium frames
- 4" TPR Caster. (2 swivels, 2 brakes)
- PP shelf can be cleaned and assembled easily
- Sized to carry different loads
- Supplied in knock down form
- Durable and multi-use cart for in houses, factories and all working conditions



UC2530



UC3120



UC3130



UC4330



UC4330P

## SPECIFICATIONS

	UC2530		UC3120		UC3130		UC4320		UC4330		UC4330P	
	mm	inch	mm	inch	mm	inch	mm	inch	mm	inch	mm	inch
W	655	25.8	790	31.1	790	31.1	1100	43.3	1100	43.3	1100	43.3
D	370	14.6	480	18.9	480	18.9	520	20.5	520	20.5	520	20.5
H	966	38.0	1040	40.9	1090	42.9	1040	40.9	1110	43.7	1120	44.1
H (w/o 4" caster)	890	35.2	940	37.2	990	39.1	940	37.2	1010	39.9	1020	40.3
Caster	3" caster		4" caster		4" caster		4" caster		4" caster		caster	
Tray: L	485	19.1	620	24.4	620	24.4	915	36.0	915	36.0	915	36.0
Tray: W	365	14.4	450	17.7	450	17.7	520	20.5	520	20.5	520	20.5
N.W. / G.W. (kg)	8.0 / 9.0		8.0 / 10.0		11.0 / 12.0		12.5 / 15.0		16.5 / 19.0		20.5 / 23.0	
Carton (mm)	576L/ 409W/ 200H		712L/ 509W/ 180H		712L/ 509W/ 236H		991L/ 552W/ 200H		991L/ 600W/ 279H		991L/ 600W/ 279H	

# STORAGE CABINET

- Foldable flat pack to save the space
- Easy assembly no tools required
- Easy shelf adjustment
- Durable design for multi storage

SCI520FA  
(Foldable, w/ Acrylic doors)



SCI520FS (Foldable, w/ Iron doors )

## SPECIFICATIONS

	SCI520FS		SCI520FA	
	mm	inch	mm	inch
W	880	34.6	880	34.6
D	400	15.7	400	15.7
H	880	34.6	880	34.6



SCI520KA  
(un-foldable, w/ Acrylic doors)

- Good for storage
- Assembled in just minutes with only a screw driver
- Easy shelf adjustment

SCI520KS  
(un-foldable, w/ Iron doors)

- Assembled in just minutes with only a screw driver
- Easy shelf adjustment
- Durable design for multi storage



## SPECIFICATIONS

	SCI520KS		SCI520KA	
	mm	inch	mm	inch
W	880	34.6	880	34.6
D	400	15.7	400	15.7
H	880	34.6	880	34.6

# WIRE SHELVING STORAGE

- Easily and quickly assembled without tools
- Allow free air circulation
- Environmentally friendly electroplating
- Easily adjusted posts at 1" (2.5cm) intervals
- Surface treatment: Tin plate finish



## SHELVING ACCESSORIES

### Divider




	mm	inch
W	45	18
D	22	9

### Side/Back Plate



	mm	inch	mm	inch	mm	inch	mm	inch
W	39	15	54	21	85	33	115	45
D	14	6	14	6	14	6	14	6

### Wire Shelf



	mm	inch	mm	inch	mm	inch	mm	inch
W	45	18	60	24	90	35	120	47
D	45	18	45	18	45	18	45	18

### Wire Basket



	mm	inch	mm	inch
W	66	26	91	36
D	45	18	45	18
H	15	6	15	6

### Dump Bin



	mm	inch
W	91	36
D	45	18
H	13	5

### SPECIFICATIONS

	WS4045		WS4060		WS5090		WS5120		WC0066		DB5091		WB5066		WB5091	
	mm	inch	mm	inch	mm	inch	mm	inch	mm	inch	mm	inch	mm	inch	mm	inch
W	45	18	60	24	90	35	120	47	66	26	91	36	66	26	91	36
D	45	18	45	18	45	18	45	18	45	18	45	18	45	18	45	18
H (w/o 2" Casters)	150	59	150	59	-	-	-	-	180	71	-	-	-	-	-	-
(w/o 5" Casters)	-	-	-	-	180	71	180	71	-	-	180	71	180	71	180	71
	4 shelf unit (4 wire shelves w/ 2" plastic casters)				5 shelf unit (5 wire shelves w/ 5" PU casters)				Wire closet (w/ 2 removable wire baskets & 2" plastic casters)		5 shelf unit (3 dump bins + 2 wire shelves w/ 5" PU casters)		5 shelf unit (3 wire baskets + 2 wire shelves w/ 5" PU casters)			

Available unit height: 90 cm (35") / 120 cm (47") / 150 cm (59") / 180cm (71")



# STEEL CLOSET



**SPECIFICATIONS**

**SCI700**

	mm	inch
W	900	35.4
D	450	17.7
H	1800	70.9

- Powder coated steel
- Firm construction for durable use
- Convenient for hanging clothes and storage
- Key lock for security

# OVERBED TABLE



- Table can be turned freely by turning a knob
- Table height adjustable by turning a knob
- Fix side table for drinks

- Flat horizontal table
- Pneumatic adjustable table height



- Table can be turned at 3 angles
- Pneumatic adjustable table height



**SPECIFICATIONS**

**OT1002**

**OT1006**

**OT1007**

	mm	inch	mm	inch	mm	inch
W	600	23.6	770	30.3	770	30.3
D	200	7.9	390	15.4	390	15.4
H	400	15.7	720~1150	28.4~45.3	720~1150	28.4~45.3
					810~1230	31.9~45.4

# PEDAL TRASH BIN



PBS05L / 12L / 20L / 30L  
(stainless steel)



PBW05L / 12L / 20L / 30L  
(wood grain design)

- Body / Cover : stainless steel or plate with zinc + PVC veneer
- Color : mirror finish or wood grain color
- Bottom base with rubber ring for stability
- With movable PP liner basket (black)
- Available capacity: 5L, 12L, 20L, 30L

SPECIFICATIONS	PBS 05L	PBS 12L	PBS 20L	PBS 30L	PBW 05L	PBW 12L	PBW 20L	PBW 30L
W	5 L	12 L	20 L	30 L	5 L	12 L	20 L	30 L
D (mm) (inch)	Ø210 Ø8	Ø250 Ø10	Ø250 Ø10	Ø300 Ø12	Ø210 Ø8	Ø250 Ø10	Ø250 Ø10	Ø300 Ø12
H (mm) (inch)	320 13	390 15	600 24	600 24	320 13	390 15	600 24	600 24

# EQUIPMENT CART

All EC models are well designed and high quality; with 4 castors 100 mm dia., 2 castors of which are lockable. The height of each shelf & each drawer is adjustable to fit your needs.

- Mount profile : Aluminium
- Drawer/shelf : metal w/ powder coated
- Push handle : steel tube w/ powder coated
- Drawer/shelf cover : ABS
- Base cover : ABS
- Drawer rail : auto return



EC5311

EC5330

EC5302

SPECIFICATIONS	EC5311 / EC5330 / EC5302 / EC5314
Cart dimensions (mm)	W500 x D610 x H1350 (w/ 4" casters) (EC5311)
Aluminium profile height (mm)	1230 / 1170 (above the base)
Drawer dimensions (mm)	W455 x D360 x H140
Shelf dimensions (mm)	W455 x D360 x H30
Cart weight (kg)	35 (EC5311)
Drawer inside load limit (kg)	10
Shelf load limit (kg)	20
Caster dimensions	4" (100mm, 2 w/ brake) Anti-static casters available at additional charge.



EC5314